




PATIENT EDUCATION



# How To Use An Oximeter



# Operating Instructions

- 1.** Turn machine on press the “” button.
- 2.** The screen should show two dashes (one on top of the other) similar to this: “”
- 3.** Before you go to bed, place the probe on your finger and wear it all night (at least 6 hours) to record the oxygen saturation in your blood while you sleep.
- 4.** When you wake up in the morning, remove the probe from your finger and turn the machine off by pressing the “” button again.
- 5.** Our MET technician will arrive the following business day to retrieve the oximeter.


**Please record the time you went to bed, as well as the time you woke up, in the spaces provided below. If you have any questions please contact us at 1-800-250-4468.**



Start \_\_\_\_\_ AM / PM

Stop \_\_\_\_\_ AM / PM





**1-800-250-4468**  
**E-mail: [info@medicor.us](mailto:info@medicor.us)**  
**[www.medicorhealthcare.com](http://www.medicorhealthcare.com)**

